



The Safest Emergency Stop Switches in the World!

Your safety is our top priority

IDEC Emergency Stop switches make life easier by giving you the power to shutdown a machine, system or process instantly! Prevent or avoid risks to people or machines and give yourself one less thing to worry about when already faced with possible maintenance issues, injuries, equipment damage, machine failure or a life-threatening accident.

Conventional E-Stops may fail or malfunction from dislocation of the contact blocks due to improper installation of the switch, accidental removal of the contact block, improper wiring or even from vibration during the transportation of a finished product. By automatically turning off the machine when the contact block and actuator are improperly installed (Safe Break

Action), not only do IDEC E-Stops reduce the effects of these failures; they also exceed International safety standards (ISO13850 and EN60947-5-5).

Over the last 60 years, IDEC has manufactured many reliable, high-quality Emergency Stop switches and consistently lead the market in new technology and innovation for machine operator safety. By surpassing current international standards, IDEC E-Stops have become the safest in the world.

800-262-IDEC




Protection you can trust

All X series Emergency Stops are RoHS compliant, UL-listed (XA Series is UL recognized), cUL, TUV, CCC and CE marked.

The IDEC XN4E series of padlock-style E-Stops also meets additional safety standards including **OSHA and ISO 12100-2:2003**. OSHA (Occupational Safety & Health Administration, U.S. Department of Labor) requires that where the unexpected energization or start-up of equipment could cause injury to operators, the machine or equipment is stopped, isolated from all potentially hazardous energy sources and locked out before employees perform any servicing or maintenance. ISO 12100-2:2003 requires that risks be reduced to the lowest allowable level by taking protective measures such as: inherently safe design, safeguarding, and complementary protective measures. Locking out energy isolation devices is a complementary protective measure.

XN4E accomplishes these added safety standards by being the first and only emergency stop to enable maintenance technicians to install up to twenty personal padlocks, preventing unauthorized resetting of the latched emergency stop switch and making service safer to perform.



NISD

IDEC XW and XN Series E-Stops are listed by Underwriters Laboratories (UL) as category NISD emergency stop devices. The XA Series is UL NISD2 recognized. These ratings allow emergency stop devices, intended to be installed in a machine control system, to perform a

Category 0 or Category 1 stop function as defined in ANSI/NFPA 79, "Electrical Standard for Industrial Machinery." These devices have been investigated for functionality, in addition to fire and electric shock safety.





When Safety is a Priority

Eliminate the chance of an accidental resetting

Peace of mind

The XN series of emergency stops were specifically developed to prevent unauthorized or accidental resetting of latched E-Stop switches. How you ask?

XN4E E-Stops offer a higher level of function and safety by allowing the use of up to twelve personal padlocks. For example, when a machine requires maintenance and a technician arrives to repair it. With a conventional E-Stop, the technician presses the emergency stop, works on the machine and then resets the E-Stop to resume operation once the work is finished. But what's to

stop someone else from accidentally restarting the machine while the technician is still working? Nothing. With the new XN4E that is no longer a problem. XN4E padlock-style E-Stops prevent accidents by allowing each technician to place his or her own padlock on the E-Stop. Each one prevents resetting of the E-Stop—and restarting of the machine—until all of them have been removed by their respective owners. Sounds simple and it is, a simple way to keep everyone safe.

“Our maintenance workers appreciate the added safety of a lockable E-Stop”

Maintenance Supervisor



Press the E-Stop



Install padlock



Remove padlock and hasp



Turn to reset



Resume safe operation

With the addition of 2 optional hasps, up to 12 separate personnel can secure their own unique padlock at one time. The hasp can't be removed, and the machine restarted, until all of the padlocks are removed.

- Electricians
- Technicians
- Operators
- Supervisors
- Inspectors
- Maintenance
- Installers
- Anyone needing access to a machine



*Please follow OSHA safety guidelines before restarting the machine.

Revolutionary "Safe Break Action" Design



Unrivaled safety: Safe Break Action Technology

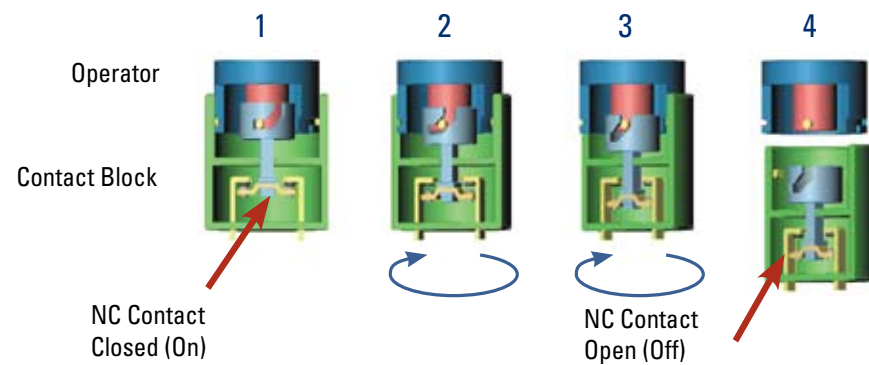
IDEC Emergency Stop Switches include exclusive technology that has changed the way E-Stop switches are designed. This "safe break action" concept provides greater levels of human safety.

Conventional E-Stop switches are designed with spring pressure on the Normally Closed (NC) contacts, keeping them in the closed position and allowing a machine to operate. But improper installation or excessive force to the button in an emergency may break or dislodge a vital part, causing the spring loaded contact to stay closed. This situation renders the E-Stop incapable of stopping the machine, and can lead to catastrophic events, personal injury and possible loss of life.

However, IDEC X-Series E-Stops use a "safe break action," which reverses the energy direction and uses the spring-pressure to guarantee that the NC contacts will open if the emergency switch is damaged or the contact blocks separate due to excessive force. This is the E-Stop switch you can rely on in a life threatening situation.

"Through IDEC's innovative design, their E-Stops have increased the safety of our personnel"
Mechanical Engineer

X Series, The Safe Break Action E-Stops! Internal view while removing the contact block



Reach for the "Safe Break Action"

When the contact block is removed from the operator the main contact (NC) is forced to open (OFF). When removing the contact block, the cam provides a direct opening action to open the contact.

Safety You Should Know About

X-Series E-Stops have lower potential energy in the "Locked" (Latching) position than in the "Normal" (Reset) position. When the switch is damaged from an excessive shock, the main contact (NC) moves toward the OFF (Safe) position.

Direct Opening Action

Even if the contacts are welded, the force applied on the button directly opens the contact.


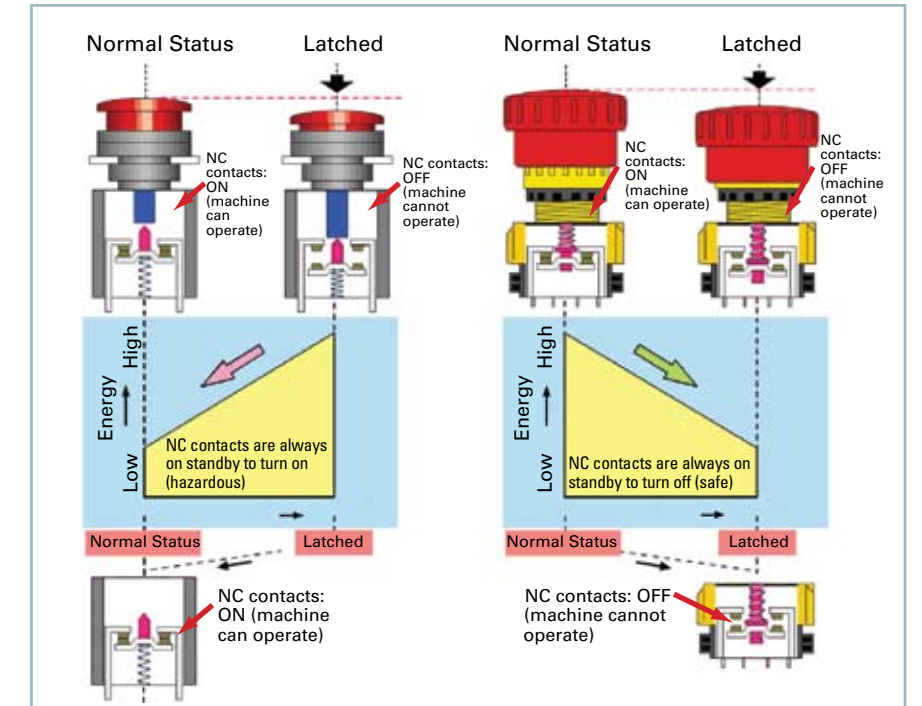
Rated Insulation Voltage: 250V minimum
 Rated Thermal Current: 5A minimum

Safety Interlock Mechanism

Contacts are opened when the operator is locked, and remain opened until the operator is unlocked intentionally. (IEC60947-5; 6:2)

Two E-Stops in One Push to lock, Pull/Turn to Reset



The X-Series E-Stops can be reset either by pulling or turning the button. With traditional E-Stops, you need to choose between Push-Pull or Pushlock Turn Reset. With the IDEC X Series E-Stops you get both in one switch. (Except XN4E which is only Pushlock Turn Reset).




Depth Behind the Panel

Model	Depth (mm)	Description
XA (16mm)	27.9	1 - 4 contacts, both illuminated & non-illuminated
	47.7	1 - 4 contacts, plastic bezel (XN1E)
XW (22mm)	48.7	1 - 4 contacts, both illuminated & non-illuminated
	61.4	1 - 4 contacts, padlock (XN4E)
XN (30mm)	60.4	1 - 4 contacts, flush bezel (XN5E)
	61.4	1 - 4 contacts, padlock (XN4E)

Depth with 4 Contacts



XN (30mm)



XW (22mm)



XA (16mm)

XA & XW E-Stops

XA 16mm E-Stops

Illumination	Operator	NC Contact	NO Contact	Part Number
Non-Illuminated	29mm Mushroom PCB Terminals	1NC	1NO	XA1E-BV311V-R
		2NC	-	XA1E-BV302V-R
		3NC	1NO	XA1E-BV313V-R
		4NC	-	XA1E-BV304V-R
Illuminated	29mm Mushroom Solder Terminals	1NC	1NO	XA1E-BV311-R
		2NC	-	XA1E-BV302-R
		3NC	1NO	XA1E-BV313-R
		4NC	-	XA1E-BV304-R
Illuminated	29mm Mushroom PCB Terminals (24V AC/DC)	1NC	1NO	XA1E-LV311Q4V-R
		2NC	-	XA1E-LV302Q4V-R
		3NC	1NO	XA1E-LV313Q4V-R
		4NC	-	XA1E-LV304Q4V-R
	29mm Mushroom Solder Terminals (24V AC/DC)	1NC	1NO	XA1E-LV311Q4-R
		2NC	-	XA1E-LV302Q4-R
		3NC	1NO	XA1E-LV313Q4-R
		4NC	-	XA1E-LV304Q4-R

XA 16mm E-Stops

Illumination	Operator	NC Contact	NO Contact	Part Number
Non-Illuminated	40mm Mushroom PCB Terminals	1NC	1NO	XA1E-BV411V-R
		2NC	-	XA1E-BV402V-R
		3NC	1NO	XA1E-BV413V-R
		4NC	-	XA1E-BV404V-R
Illuminated	40mm Mushroom Solder Terminals	1NC	1NO	XA1E-BV411-R
		2NC	-	XA1E-BV402-R
		3NC	1NO	XA1E-BV413-R
		4NC	-	XA1E-BV404-R
Illuminated	40mm Mushroom PCB Terminals (24V AC/DC)	1NC	1NO	XA1E-LV411Q4V-R
		2NC	-	XA1E-LV402Q4V-R
		3NC	1NO	XA1E-LV413Q4V-R
		4NC	-	XA1E-LV404Q4V-R
	40mm Mushroom Solder Terminals (24V AC/DC)	1NC	1NO	XA1E-LV411Q4-R
		2NC	-	XA1E-LV402Q4-R
		3NC	1NO	XA1E-LV413Q4-R
		4NC	-	XA1E-LV404Q4-R

XW 22mm E-Stops

Illumination	Operator	NC Contact	NO Contact	Part Number
Non-Illuminated	40mm Mushroom Screw Terminals	1NC	1NO	XW1E-BV411M-R
		2NC	-	XW1E-BV402M-R
		2NC	2NO	XW1E-BV422M-R
		3NC	1NO	XW1E-BV413M-R
Illuminated	60mm Mushroom Screw Terminals	1NC	1NO	XW1E-BV511M-R
		2NC	-	XW1E-BV502M-R
		2NC	2NO	XW1E-BV522M-R
		3NC	1NO	XW1E-BV513M-R
Illuminated ¹	40mm Mushroom Screw Terminals (24V AC/DC)	1NC	1NO	XW1E-LV411Q4M-R
		2NC	-	XW1E-LV402Q4M-R
		2NC	2NO	XW1E-LV422Q4M-R
		3NC	1NO	XW1E-LV413Q4M-R
Illuminated ¹	40mm Mushroom Push-ON LED ² 24VAC/DC	2NC	1NO	XW1E-LV404Q4M-R
		2NC	1NO	XW1E-TV412Q4M-R

1. The light is independent of the position of the switch, except for push-on LED type.
2. The light only operates when the switch is pressed as it is internally wired.

XN E-Stops

XN1E 30mm E-Stops

www.idec.com/usa/estop

Illumination	Operator	NC Contact	NO Contact	Part Number
Non-Illuminated	40mm Mushroom	1NC	1NO	XN1E-BV411MR
		2NC	-	XN1E-BV402MR
		2NC	2NO	XN1E-BV422MR
		3NC	1NO	XN1E-BV413MR
Illuminated ¹	60mm Mushroom	1NC	1NO	XN1E-BV511MR
		2NC	-	XN1E-BV502MR
		2NC	2NO	XN1E-BV522MR
		3NC	1NO	XN1E-BV513MR
Illuminated ¹	40mm Mushroom LED (24V AC/DC)	1NC	1NO	XN1E-LV411Q4MR
		2NC	-	XN1E-LV402Q4MR
		2NC	2NO	XN1E-LV422Q4MR
		3NC	1NO	XN1E-LV413Q4MR
Illuminated ¹	40mm Mushroom Push-ON LED ² (24V AC/DC)	2NC	1NO	XN1E-LV404Q4MR
		2NC	1NO	XN1E-TV412Q4MR

XN4E 30mm Padlock E-Stops

Illumination	Operator	NC Contact	NO Contact	Part Number
Non-Illuminated	44mm Mushroom	1NC	1NO	XN4E-BL411MR
		2NC	-	XN4E-BL402MR
		2NC	2NO	XN4E-BL422MR
		3NC	1NO	XN4E-BL413MR
Illuminated ¹	44mm Mushroom LED (24V AC/DC)	1NC	1NO	XN4E-LL411Q4MR
		2NC	-	XN4E-LL402Q4MR
		2NC	2NO	XN4E-LL422Q4MR
		3NC	1NO	XN4E-LL413Q4MR
Illuminated ¹	44mm Mushroom Push-ON LED ² (24V AC/DC)	2NC	1NO	XN4E-LL404Q4MR
		2NC	1NO	XN4E-TL412Q4MR

1. The light is independent of the position of the switch, except for push-on LED type.
2. The light only operates when the switch is pressed as it is internally wired.

XN5E 30mm Flush Mount Bezel E-Stops




Operator	Illumination	NC Contact	NO Contact	Part Number
Non-Illuminated	40mm Mushroom	1NC	1NO	XN5E-BV411MR
		2NC	-	XN5E-BV402MR
		2NC	2NO	XN5E-BV422MR
		3NC	1NO	XN5E-BV413MR
Illuminated ¹	40mm Mushroom LED (24V AC/DC)	1NC	1NO	XN5E-LV411Q4MR
		2NC	-	XN5E-LV402Q4MR
		2NC	2NO	XN5E-LV422Q4MR
		3NC	1NO	XN5E-LV413Q4MR
Illuminated ¹	40mm Mushroom Push-ON LED ² (24V AC/DC)	2NC	1NO	XN5E-LV404Q4MR
		2NC	1NO	XN5E-TV412Q4MR

1. The light is independent of the position of the switch, except for push-on LED type.
2. The light only operates when the switch is pressed as it is internally wired.

800-262-IDEC




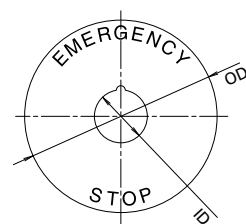
Accessories

	Description	Model	Part Number
	Replacement LED Unit: Solder Terminal	XA	XA9Z-LED2R
	Replacement LED Unit: PCB Terminal		XA9Z-LED2VR
	Terminal Cover for contact block		XA9Z-VL2
	Terminal Cover for contact block ①	XW and XN	XW9Z-VL2M
	IP20 Fingersafe Cover ②		XW9Z-VL2MF
	Locking Ring Wrench	XN	XN9Z-T1
	Locking Ring Twist Wrench		TWST-T1
	Lockout Hasp ③		XN9Z-HASP421

E-Stop Switch Guards

	E-Stop Series	E-Stop Type	Applicable Standard	Part Number
	16mm XA	29mm & 40mm Mushroom Head	SEMI S2 Compliant (Approved by TUV)	XA9Z-KG1
	22mm HW & XW	29mm & 40mm Mushroom Head	SEMI S2-0703, 12.5.1 Compliant	HW9Z-KG1
			SEMI S2 Compliant (Approved by TUV)	HW9Z-KG3
		29mm & 40mm Mushroom Head	SEMI S2-0703 12.5.1 & SEMATECH Compliant	HW9Z-KG2
		60mm Mushroom Head	SEMI S2 Compliant (Approved by TUV) & SEMATECH	HW9Z-KG4

E-Stop Nameplates

	Size and Style	Part Number	ID	OD	
	16mm Blank ø60mm	HAAV4-0	16mm	60mm	
	16mm "Emergency Stop" ø60mm	HAAV4-27	16mm	60mm	
	22mm Blank ø60mm	HWAV-0	22mm	60mm	
	22mm "Emergency Stop" ø60mm	HWAV-27	22mm	60mm	
	22mm "Emergency Stop" ø80mm For Jumbo Mushroom	HWAV5-27	22mm	80mm	
	30mm Blank ø60mm	HNAV-0	30mm	60mm	
	30mm "Emergency Stop" ø60mm	HNAV-27	30mm	60mm	



Specifications	ø16mm - XA	ø22mm - XW	ø30mm - XN
Conforming to Standards	IEC60947-5-1, EN60947-5-1, IEC60947-5-5, EN60947-5-5, EN418, JIS C8201-5-1, UL508, CSA C22.2 No.14		
Operating Temperature	Non-illuminated -25 to +60°C (Without Freezing), Illuminated -25 to +55°C (Without Freezing)		
Operating Humidity	45 to 85%RH (Without Condensing)		
Storage Temperature	-45 to +80°C		
Operating Force	Pushlock: 10.5N Pull Reset: 10N Turn Reset: 0.16N.m	Pushlock: 32N Pull Reset: 21N Turn Reset: 0.27N.m	XN1E, XN5E Push-to-lock: 32N Pull-to-reset: 21N Turn-to-reset: 0.27 N.m XN4E Push-to-lock: 32N Pull-to-reset: N/A Turn-to-reset: 0.4 N.m
Minimum Force to Latch	60N	80N	
Maximum Stroke to Latch	4.0mm		
Maximum Stroke	4.5mm		
Contact Resistance	50mΩ maximum (initial value)		
Contact Material	Gold plated silver		
Shock Resistance	Operating Extremes: 150m/s ² (15G) Damage Limits: 1000m/s ² (100 G)		
Vibration Resistance	Operating extremes: 10 to 500Hz, Amplitude 0.35mm acceleration 50m/s ² (5G) Damage limits: 10 to 500Hz, Amplitude 0.35mm acceleration 50m/s ² (5G)		
Mechanical Life	Mechanical: 250,000 Operation Minimum		
Electrical Life	100,000 Minimum, 250,000 operations minimum (24V AC/DC 100mA)		
Degree of Protection	IP65 (IEC60529)	Operator: IP65 (IEC60529), Terminal: IP20 (when XW9Z-VL2MF is installed)	
Conditional Short-Circuit Current	1000A		
Terminal Style	Solder Terminal, PC Board Terminal	M3 Screw Terminal	
Connectable Wire	1.25mm ² Maximum (16 AWG Maximum)	0.75 to 1.25mm ² (16 AWG Maximum)	
Soldering	310 to 350°C, 3sec Maximum		
Recommended Tightening Torque for Locking Ring	0.88N.m	2.0 N.m	2.5 N.m
Weight (Approx.)	ø29mm: 23 g ø40mm: 28 g	ø40mm: 72 g ø60mm: 81 g	Plastic bezel: 83g (ø40 mm), 93g (ø60mm) Flush bezel: 89g Padlock type: 20g

Contact Ratings

Rated Operating Current	Main Contacts (NC)	Resistive Load (AC-12)	XA	300V (illuminated part: 60V)		
			XW, XN	250V		
Rated Operating Current	AC 50/60 Hz	Resistive Load (AC-12)	XA	–	3A	3A
			XW, XN	–	5A	3A
		Inductive Load (AC-15)	XA	–	1.5A	1.5A
	XW, XN		–	3A	1.5A	
	DC		Resistive Load (DC-12)	XA, XW, XN	2A	0.4A
		Inductive Load (DC-13)		1A	0.22A	0.1A
AC 50/60 Hz		Resistive Load (AC-12)	XA, XW, XN	–	1.2A	0.6A
	Inductive Load (AC-14)		–	0.6A	0.3A	
	DC	Resistive Load (DC-12)	XA, XW, XN	2A	0.4A	0.2A
Inductive Load (DC-13)			1A	0.22A	0.1A	

• Minimum applicable load: 5V AC/DC, 1mA (reference value).
• The rated operating currents are measured at resistive/inductive load types specified in IEC 60947-5-1.

Illuminated Unit LED Ratings

Model	Rated Voltage	Operating Voltage	Rated Current
16mm XA	24V AC/DC	24V AC/DC ±10%	11mA
22mm XW			15mA
30mm XN			

800-262-IDEC



FB Enclosures with HW E-Stops

	Size & Reset	Bezel	NC Contact	NO Contact	Part Number
	29mm Pushlock Turn Reset	Plastic	1NC	1NO	FB1W-HW1B-V311R
			2NC	-	FB1W-HW1B-V302R
		Metal	1NC	1NO	FB1W-HW4B-V311R
			2NC	-	FB1W-HW4B-V302R
	40mm Pushlock Turn Reset	Plastic	1NC	1NO	FB1W-HW1B-V411R
			2NC	-	FB1W-HW1B-V402R
		Metal	1NC	1NO	FB1W-HW4B-V411R
			2NC	-	FB1W-HW4B-V402R
	40mm Push-Pull Reset	Plastic	1NC	1NO	FB1W-HW1B-Y211R
			2NC	-	FB1W-HW1B-Y202R
		Metal	1NC	1NO	FB1W-HW4B-Y211R
			2NC	-	FB1W-HW4B-Y202R
	40mm Pushlock Key Reset	Plastic	1NC	1NO	FB1W-HW1B-X411R
			2NC	-	FB1W-HW1B-X402R
		Metal	1NC	1NO	FB1W-HW4B-X411R
			2NC	-	FB1W-HW4B-X402R
	40mm EMO Pushlock Turn Reset	Plastic	1NC	1NO	FB1W-HW1B-V411R-EMO-2
			2NC	-	FB1W-HW1B-V402R-EMO-2
		Metal	1NC	1NO	FB1W-HW4B-V411R-EMO-2
			2NC	-	FB1W-HW4B-V402R-EMO-2

800-262-IDEC

FB Enclosures with XW E-Stops

	Size & Reset	NC Contact	NO Contact	Part Number
	40mm Non-Illuminated	2NC	2NO	FB1W-XW1E-BV422MR
		3NC	1NO	FB1W-XW1E-BV413MR
		4NC	-	FB1W-XW1E-BV404MR
	40mm Illuminated	2NC	2NO	FB1W-XW1E-LV422MR
		3NC	1NO	FB1W-XW1E-LV413MR
		4NC	-	FB1W-XW1E-LV404MR
	60mm Non-Illuminated	2NC	2NO	FB1W-XW1E-BV522MR
		3NC	1NO	FB1W-XW1E-BV513MR
		4NC	-	FB1W-XW4E-BV504MR



For added safety, Switch Guards and Nameplates can be used with E-Stop Enclosures

L6 ø16mm Positive Action E-Stops



	Operator Type	Contact	Part Number	
			Solder Tab	PCB
	Pushlock Turn Reset	DPST(NC) (2 form B)	HA1B-V2E2R	HA1B-V2E2VR
			Short Body	SPST-NC (1 form B) DPST-NC (2 form B)

HW 22mm E-Stops



	Operator Type	Mushroom Size	Bezel	NC Contact	NO Contact	Part Number		
	Pushlock Turn Reset	40mm Mushroom	Plastic	-	1NO	HW1B-V4F10-R		
				1NC	-	HW1B-V4F01-R		
				1NC	1NO	HW1B-V4F11-R		
			Metal	2NC	-	HW1B-V4F02-R		
				-	1NO	HW4B-V4F10-R		
				1NC	-	HW4B-V4F01-R		
	Push-Pull Reset	40mm Mushroom	Plastic	1NC	1NO	HW4B-V4F11-R		
				2NC	-	HW4B-V4F02-R		
				-	1NO	HW1B-V2F10-R		
			Metal	1NC	-	HW1B-V2F01-R		
				1NC	1NO	HW1B-V2F11-R		
				2NC	-	HW1B-V2F02-R		
	Pushlock Turn Reset	40mm Mushroom	Plastic	-	1NO	HW4B-V2F10-R		
				1NC	-	HW4B-V2F01-R		
				1NC	1NO	HW4B-V2F11-R		
			Metal	2NC	-	HW4B-V2F02-R		
				-	1NO	HW1B-V4F10-R		
				1NC	-	HW1B-V4F01-R		
	Pushlock Turn Reset	40mm Mushroom	Plastic	1NC	1NO	HW1B-V4F11-R		
				2NC	-	HW1B-V4F02-R		
				-	1NO	HW4B-V4F10-R		
			Metal	1NC	-	HW4B-V4F01-R		
				1NC	1NO	HW4B-V4F11-R		
				2NC	-	HW4B-V4F02-R		
	Pushlock Key Reset	40mm Mushroom	Plastic	-	1NO	HW1B-X4F10-R		
				1NC	-	HW1B-X4F01-R		
				1NC	1NO	HW1B-X4F11-R		
			Metal	2NC	-	HW1B-X4F02-R		
				-	1NO	HW4B-X4F10-R		
				1NC	-	HW4B-X4F01-R		
	EMO Pushlock Turn Reset	40mm Mushroom	Plastic	1NC	1NO	HW4B-X4F11-R		
				2NC	-	HW4B-X4F02-R		
				-	1NO	HW1B-V4F10-R-EMO-2		
			Metal	1NC	-	HW1B-V4F01-R-EMO-2		
				1NC	1NO	HW1B-V4F11-R-EMO-2		
				2NC	-	HW1B-V4F02-R-EMO-2		
	Pushlock Turn Reset	60mm Mushroom	Plastic	-	1NO	HW4B-V4F10-R-EMO-2		
				1NC	-	HW4B-V4F01-R-EMO-2		
				1NC	1NO	HW4B-V4F11-R-EMO-2		
			Metal Not Available	2NC	-	HW4B-V4F02-R-EMO-2		
				-	1NO	HW1B-V5F10-R		
				1NC	-	HW1B-V5F01-R		
						1NC	1NO	HW1B-V5F11-R
						2NC	-	HW1B-V5F02-R







HW 22mm Unibody E-Stops

Illumination	Operator Type	Bezel	Lamp	NC Contact	NO Contact	Part Number
Non-Illuminated 	40mm Mushroom Pushlock Turn Reset	Plastic	-	1NC	1NO	HW1E-BV4F11-R
				2NC	-	HW1E-BV4F02-R
Illuminated 	40mm Mushroom Pushlock Turn Reset (24V AC/DC)	Plastic	Incandescent	1NC	1NO	HW1E-LV4F11Q-R-24V
			Incandescent	2NC	-	HW1E-LV4F02Q-R-24V
			LED	1NC	1NO	HW1E-LV4F11QD-R-24V
			LED	2NC	-	HW1E-LV4F02QD-R-24V






HN 30mm Unibody E-Stops

Illumination	Operator Type	Bezel	Lamp	NC Contact	NO Contact	Part Number
Non-Illuminated 	40mm Mushroom Pushlock Turn Reset	Plastic	-	1NC	1NO	HN1E-BV4F11-R
				2NC	-	HN1E-BV4F02-R
Illuminated 	40mm Mushroom Pushlock Turn Reset (24V AC/DC)	Plastic	Incandescent	1NC	1NO	HN1E-LV4F11Q-R-24V
			Incandescent	2NC	-	HN1E-LV4F02Q-R-24V
			LED	1NC	1NO	HN1E-LV4F11QD-R-24V
			LED	2NC	-	HN1E-LV4F02QD-R-24V

TW 22mm E-Stops 40mm Mushrooms

Illumination	Operator Type	Lamp	NC Contact	NO Contact	Part Number
Non-Illuminated 	Pushlock Turn Reset	-	-	1NO	AVW410-R
			1NC	-	AVW401-R
			1NC	1NO	AVW411-R
			2NC	-	AVW402-R
Non-Illuminated 	Push-Pull	-	-	1NO	AYW410-R
			1NC	-	AYW401-R
			1NC	1NO	AYW411-R
			2NC	-	AYW402-R
Illuminated 	Pushlock Turn Reset (24V AC/DC)	Incandescent	1NC	1NO	AVLW49911-R-24V
		Incandescent	2NC	-	AVLW49902-R-24V
		LED	1NC	1NO	AVLW49911D-R-24V
		LED	2NC	-	AVLW49902D-R-24V
Illuminated 	Push-Pull (24V AC/DC)	Incandescent	1NC	1NO	AYLW49911-R-24V
		Incandescent	2NC	-	AYLW49902-R-24V
		LED	1NC	1NO	AYLW49911D-R-24V
		LED	2NC	-	AYLW49902D-R-24V

TWTD 30mm E-Stops 40mm Mushrooms

Illumination	Operator Type	Lamp	NC Contact	NO Contact	Part Number
Non-Illuminated 	Pushlock Turn Reset	-	-	1NO	AVD310N-R
			1NC	-	AVD301N-R
			1NC	1NO	AVD311N-R
			2NC	-	AVD302N-R
Non-Illuminated 	Push-Pull	-	-	1NO	AYD310N-R
			1NC	-	AYD301N-R
			1NC	1NO	AYD311N-R
			2NC	-	AYD302N-R
Non-Illuminated 	Pushlock Turn Reset (24V AC/DC)	Incandescent	1NC	1NO	AVLD39911N-R-24V
		Incandescent	2NC	-	AVLD39902N-R-24V
		LED	1NC	1NO	AVLD39911DN-R-24V
		LED	2NC	-	AVLD39902DN-R-24V
Illuminated 	Push-Pull (24V AC/DC)	Incandescent	1NC	1NO	AYLD39911N-R-24V
		Incandescent	2NC	-	AYLD39902N-R-24V
		LED	1NC	1NO	AYLD39911DN-R-24V
		LED	2NC	-	AYLD39902DN-R-24V
Illuminated 	3-Position Momentary Push-Pull (24V AC/DC)	Incandescent	1NC	1NO	AYLD229911N-R-24V-TK962
		Incandescent	1NC	1LB	AYLD229902SN-R-24V-TK962
		LED	1NC	1NO	AYLD229911DN-R-24V-TK962
		LED	1NC	1LB	AYLD229902SDN-R-24V-TK962





IDEC Industrial Control & Automation Catalog

The new, 936-page IDEC catalog features over 42,000 products in an easy-to-use, full-color layout. Get complete information on everything from power supplies, relays, touchscreens, PLCs, sensors, switches and more. With innovative product development, advanced safety technology, a broad range of available solutions and excellent customer support, IDEC continues to set new standards.

Request a catalog at:
www.idec.com/usa/literature

800-262-IDEC



www.idec.com/usa

www.idec.com

USA
IDEC Corporation
 Tel: (408) 747-0550
opencontact@idec.com

Canada
IDEC Canada Ltd.
 Tel: (905) 890-8561
sales@ca.idec.com

Australia
IDEC Australia Pty. Ltd.
 Tel: +61-3-9763-3244
sales@au.idec.com

Japan
IDEC Corporation
 Tel: +81-6-6398-2571
products@idec.co.jp

United Kingdom
IDEC Electronics Ltd.
 Tel: +44-1256-321000
sales@uk.idec.com

Germany
IDEC Elektrotechnik GmbH
 Tel: +49-40-253054-0
service@idec.de

Hong Kong
IDEC (H.K.) Co., Ltd.
 Tel: +852-2803-8989
info@hk.idec.com

China/Beijing
IDEC (Beijing) Corporation
 Tel: +86-10-6581-6131
idec@cn.idec.com

China/Shanghai
IDEC (Shanghai) Corporation
 Tel: +86-21-5353-1000
idec@cn.idec.com

China/Shenzhen
IDEC (Shenzhen) Corporation
 Tel: +86-755-8356-2977

Singapore
IDEC Asia Pte. Ltd.
 Tel: +65-6746-1155
info@sg.idec.com

Taiwan
IDEC Taiwan Corporation
 Tel: +886-2-2698-3929
service@tw.idec.com

©2008 IDEC Corporation. All Rights Reserved.
 Catalog No. XW9Y-B100-4 4/08 15K

Specifications and other descriptions in this catalog are subject to change without notice.