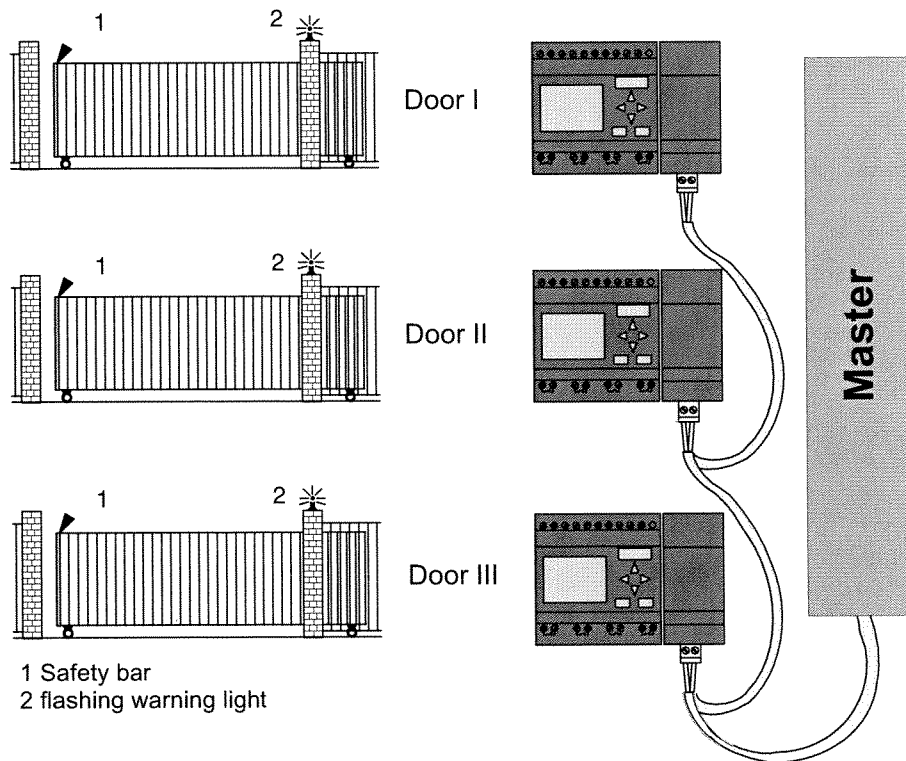


8.5 Centralized control and monitoring of several factory doors



Often, a company's premises can be entered at several locations. Not all of the gates can always be monitored locally by personnel. They must therefore be able to be monitored and operated by the porter who sits in a central gatehouse. It must also be possible for a member of staff to open and close the gate locally.

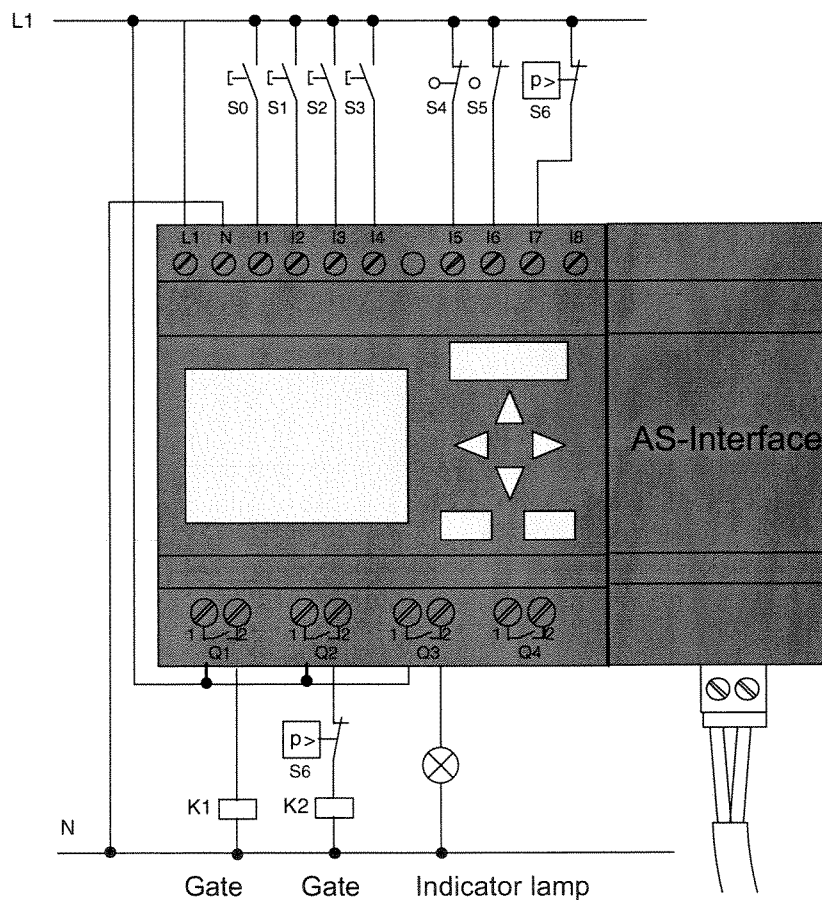
For **each** gate we are going to use one FL1D-H12RCC and one communication module. The modules and the master are interconnected by means of a bus system.

This chapter describes a gate control system. The structures of the other gate control systems are identical.

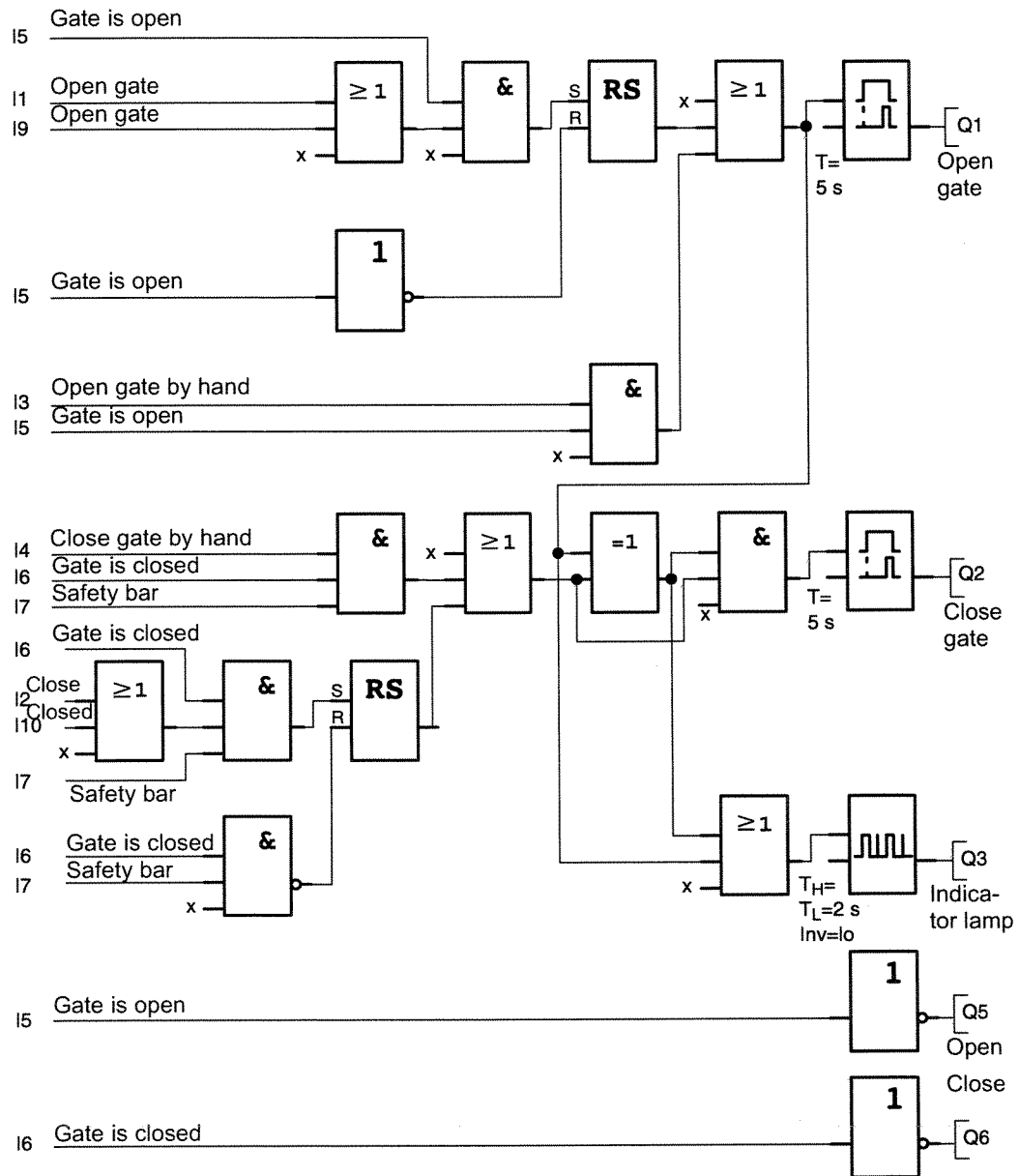
8.5.1 Requirements for a gate control system

- Every gate is opened and closed by means of a cord-operated switch. The gate will be fully opened or fully closed.
- All gate can be opened and closed locally by means of pushbuttons.
- The gate can be opened and closed at the gatehouse by means of the bus system. The GATE OPEN or GATE CLOSED status is indicated.
- An indicator lamp is switched on five seconds before the gate starts moving and when the gate is in motion.
- A safety pressure bar prevents harm to persons and objects from getting trapped or damaged when the gate closes.

Wiring of the gate control system with FL1D-H12RCC and CM AS-Interface



Block diagram of the IDEC SmartRelay solution



The OPEN GATE and CLOSE GATE pushbuttons initiate the gate motion, provided it is not already moving in the other direction. The gate motion ends at the respective limit switch. Closing of the gate is also interrupted by the safety bar.